

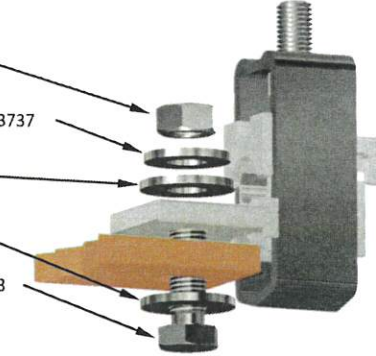



Installation							
Type	Screw M12						
<p>OL-Connectors are suitable for Aluminium- and Copper conductors. The conductor is mounted under tin plated copper busbar. See picture -></p> <p>- For stripping cable, see stripping length L_1 (table below) - Remove any layer of oxide. - Segmental conductors have to be rounded before mounting.</p>							
Connection							
Screw head for tool	SW 6 mm		Conductors		2xAl/Cu 185-300 mm ²		
Tightening torque M	185-300 mm ² 70 Nm		Stripping length		L_1 46±2 mm		
	-						
	-						
	-						
<p>M12/8.0/DIN 934</p> <p>D12/DIN 6796 ; SFS 3737</p> <p>D12/SFS 3738</p> <p>D12/SFS 3738</p> <p>M12x30/8.8/DIN 933</p>							
<p>Mounting to busbar. See picture above</p> <p>- Be sure that, there are no burrs around the hole. - Length of the screw depends on the busbar thickness. - Use standard screws, nuts and washers. (Plated by Zn) - Recommended torque for M12 is 50-75 Nm</p>				 <p>- Tighten the screw torque M - Support connector during tightening.</p>			
Wiring, pcs / connection, Cu(Al)							
1,5 mm ²	2,5 mm ²	6 mm ²	10 mm ²	16 mm ²	25 mm ²	35 mm ²	50 mm ²
-	-	-	-	-	-	-	-
70 mm ²	95 mm ²	120 mm ²	150 mm ²	185 mm ²	240 mm ²	300 mm ²	400 mm ²
-	-	-	-	1(1)	1(1)	1(1)	-